










MARCA/MODELO		jan	fev	mar	abr	mai	jun	jul	ago	set	out	nov	dez	Total
 ASTON MARTIN	Total	4		4										8
	Share	0,03%		0,02%										0,02%
	DBX			2										2
	DB12	1												1
	DBS770													
	VANTAGE	1		2										3
	VANQUISHV	1												1
	VALHALLA	1												1
 BYD	Total	9.799	11.430	16.413										37.642
	Share	84,88%	88,84%	87,45%										87,18%
	HAN													
	TAN	23	22	15										60
	T3													
	U9													
	SONG PLUS	3.802	3.702	5.054										12.558
	YUAN PLUS	525	545	881										1.951
	DOLPHIN	1.510	1.193	1.853										4.556
	DOLPHIN MINI	2.839	4.874	7.053										14.766
	SEAL	214	126	101										441
	LEOPARD 5													
	TANG													
	KING	840	907	1.274										3.021
	SHARK	46	51	135										232
ATTO 8		10	46										56	
XIA			1										1	
 JAC MOTORS	Total	110	77	33										220
	Share	0,95%	0,60%	0,18%										0,51%
	T40													
	V260													
	IEV 330P		1											1
	IEV750													
	E-JS1	42	32	4										78
	E-JS4													
	E-J7													
	E-JS3													
	EJV5.5	3	5	1										9
	EJV12	1												1
	E REV FUR													
	HUNTER	64	39	27										130
	EJV CC													
JS2														
J3														
EJT3.5			1										1	
EJV7L														

MARCA/MODELO		jan	fev	mar	abr	mai	jun	jul	ago	set	out	nov	dez	Total
 JAGUAR	Total													
	Share													
	F-TYPE													
	F-PACE													
IPACE														
 KIA	Total	375	435	621										1.431
	Share	3,25%	3,38%	3,31%										3,31%
	BONGO	238	324	448										1.010
	UK2500	31	9	4										44
	K2700			1										1
	CARNIVAL	5	20	31										56
	CERATO													
	OPIRUS													
	SORENTO		9	16										25
	SOUL													
	SPORTAGE	69	42	72										183
	PICANTO			1										1
	OPTIMA													
	EV5		1	1										2
	EV9	1												1
STONIC	4	2	3										9	
NIRO	27	28	44										99	
TELLURIDE														
 LAND ROVER	Total	179	189	357										725
	Share	1,55%	1,47%	1,90%										1,68%
	DEFENDER	101	122	116										339
	DISCOVERY	27	17	33										77
	DISCOVERY SPORT	11	18	92										121
	EVOQUE	7	18	42										67
	RANGE ROVER	27	8	54										89
	VELAR	6	6	20										32
 MCLAREN	Total	1		2										3
	Share	0,01%		0,01%										0,01%
	720S													
	750S			1										1
	ARTURA	1		1										2
GTS														

MARCA/MODELO		jan	fev	mar	abr	mai	jun	jul	ago	set	out	nov	dez	Total
 PORSCHE	Total	358	342	520										1.220
	Share	3,10%	2,66%	2,77%										2,83%
	911	124	104	117										345
	911 TURBO	13	5	19										37
	918													
	BOXSTER	10	1	12										23
	TAYCAN	2	4	5										11
	CAYENNE	99	120	163										382
	CAYMAN	2		7										9
	MACAN	91	90	157										338
PANAMERA	17	18	40										75	
 VOLVO	Total	718	393	818										1.929
	Share	6,22%	3,05%	4,36%										4,47%
	C40													
	XC40													
	XC60	257	142	257										656
	XC90	71	68	120										259
	EC40	60	21	76										157
	EX30	285	151	287										723
	EX40	38	10	77										125
	EX90	7	1	1										9
OUTROS	Total													
TOTAL ...		11.544	12.866	18.768										43.178
VEÍCULOS IMPORTADOS ...		7.806	6.646	10.757										25.209
PRODUÇÃO NACIONAL ...		3.738	6.220	8.011										17.969